



# DISPLAY PANELS

## Vista Americana




INSPIRE

ENVISION



ENV-VISTA1-10

12" x 19"



ENV-VISTA2-10

12" x 19"



INS-VISTA1-10

13-7/8" x 37-1/4"




INS-VISTA2-10

13-7/8" x 37-1/4"

# Vista Americana

## ENVISION



ENV-VISTA1-10

15 lbs.




ENV-VISTA2-10

15 lbs.

\*Glass globally sourced  
\*\*Custom blend - special order


\*Stone globally sourced

## INSPIRE



INS-VISTA1-10

23 lbs.



INS-VISTA2-10

23 lbs.

LIT-VISTASS-10