




ENVISION / INSPIRE

This versatile porcelain stone collection is comprised of nine contemporary colors. Six shades of gray in warm or cool tones are complemented by both warm and cool white hues and a deep, not-quite-black selection, as well. The colors stand alone for monochromatic looks or mix and mingle to create sophisticated patterns.




INSPIRE

ENVISION



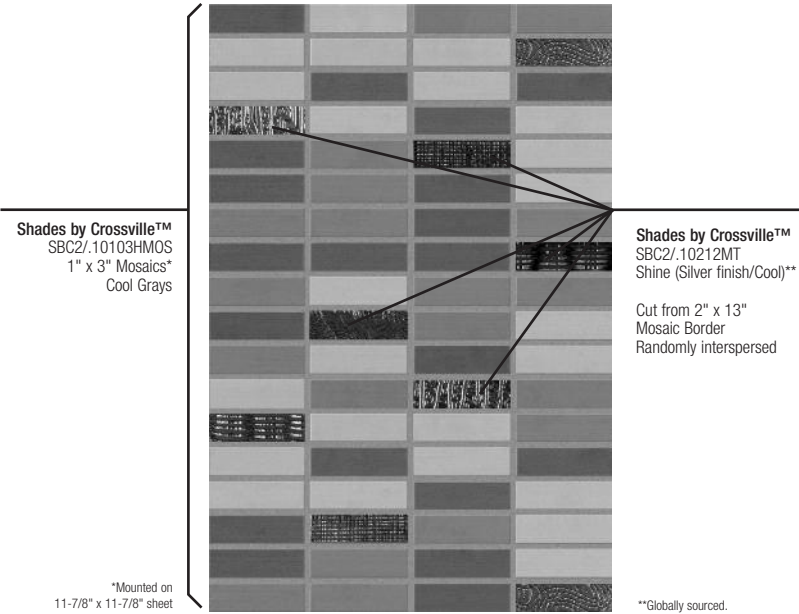
ENV-SHADES1-12



INS-SHADES1-12



ENVISION



Shades by Crossville™
SBC2/.10103HMOS
1" x 3" Mosaics*
Cool Grays

Shades by Crossville™
SBC2/.10212MT
Shine (Silver finish/Cool)**
Cut from 2" x 13"
Mosaic Border
Randomly interspersed


*Mounted on
11-7/8" x 11-7/8" sheet

**Globally sourced.

ENV-SHADES1-12

15 lbs.

INSPIRE



Shades by Crossville™
AV245.10624HON
6" x 24"
Clay HON

Shades by Crossville™
AV243.10624UPS
6" x 24"
Fog UPS

Shades by Crossville™
AV245.10624UPS
6" x 24"
Clay UPS

Shades by Crossville™
AV243.10624HON
6" x 24"
Fog HON

Shades by Crossville™
AV243.10624UPS
6" x 24"
Fog UPS

Shades by Crossville™
AV245.10624HON
6" x 24"
Clay HON

Shades by Crossville™
AV245.10624UPS
6" x 24"
Clay UPS

Shades by Crossville™
AV243.10624HON
6" x 24"
Fog HON

Shades by Crossville™
AV245.10624HON
6" x 24"
Clay HON

Shades by Crossville™
AV243.10624UPS
6" x 24"
Fog UPS

INS-SHADES1-12

23 lbs.

LIT-SHADESS-12