
Pattern Book

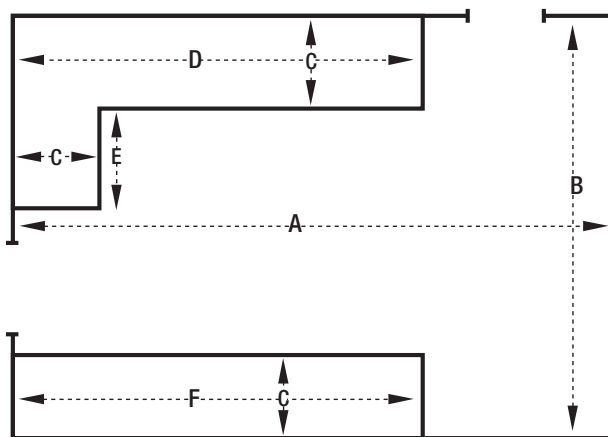
Porcelain Stone®



How To Order



1. Measure the space to be covered, whether it's a floor, countertop or wall. For more accurate measurements, deduct spaces occupied by cabinets, permanent appliances, bath fixtures and other obstructions to the flow area.
2. Calculate the square footage of tile needed by multiplying the length of the space by the width.
Length x Width = Square Footage (Sq. Ft.). *Example: 10x10 room = 100 sq ft*
Don't forget to subtract those areas that interrupt the flow of the space.



$$A \times B = \text{Sq. Ft.}$$

$$\begin{array}{r} D \times C \\ E \times C \\ + F \times C \\ \hline \end{array}$$

INTERRUPTED
SPACE

$$\text{Sq. Ft.} - \text{Int. Sp.} = \text{Order}$$

3. Select the pattern and sizes desired.
Be sure to note any borders and corner pieces you want to include as part of your pattern, and consider any special trim pieces you may need for countertops, entryways, edging, corners and stairs. If you are unsure of what trim pieces you may need, simply note any areas in question and ask your Crossville retail dealer, local tile contractor or local distributor when ordering. Have the measurements for these areas available.
4. Multiply the percentages of each tile size from the pattern desired by the total square footage needed to determine the square footage of each size tile needed for your application.
5. Depending on the pattern desired, you will need approximately 10% extra tile to allow for waste. Also consider extra tile to allow for future use or replacement. Consult your local Crossville® retail dealer, local tile contractor or local distributor when ordering to allow for overages.
6. Contact your local Crossville® retail dealer, local tile contractor or local distributor. If you don't know your local contact go to CrossvilleInc.com or call 1-800-221-9093 for assistance. Be sure to have the color and surface desired when you order.

For examples go to our website at CrossvilleInc.com/residential >design tools.

How to design and measure for a backsplash

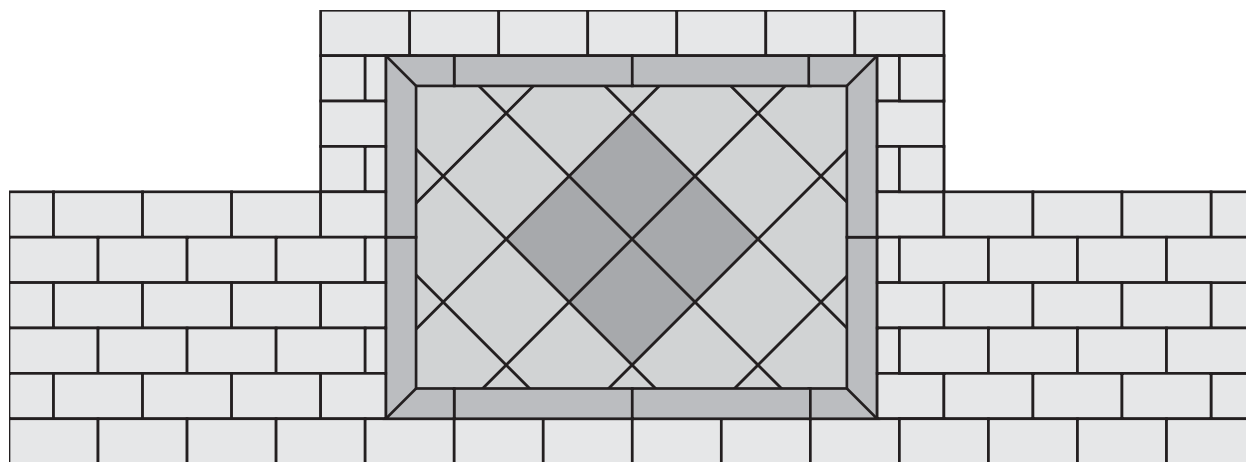


A backsplash serves as more than a decorative accent in your kitchen. It also protects your walls from grease, water and food damage, as well as compensates for undesirable architectural issues.

When considering a backsplash design, take the entire space into account. Be sure the size and shape of the tile works well with the area in which it will be installed. Colors should work with all of the details in the room. They can blend in, or be in bright contrast to stand as the focal point.

Think about how high you want the backsplash to run up the wall. Your tile should start at the counter-top and can run anywhere between four inches up the wall to the bottom of the upper cabinets, or all the way to the ceiling behind a hood.


Do you want a border to run around the perimeter? Or would you rather run a decorative liner through the field of tile? Decorative liners should not be placed too close to the upper cabinets. Using the rule of thirds will keep the design balanced: divide the space into three equal horizontal sections, and keep your strong design elements within those boundaries. Consider a mosaic behind the stovetop or decorative tiles placed randomly throughout the area. Many of the pattern designs shown in this book can be used for backsplashes by altering the proportion of the tiles or by rotating the design. Whatever you choose, it is a good idea to draw the entire design on paper to ensure scale & placement of decorative tiles.



Basic Back Splash Design



A		3x6	*	A		3x12	*
B		6x6	*	B		6x6 Deco	*

* Amount of tile needed depends on the dimensions of the actual installation.
The same rules apply to a backsplash as with floors. Length x Width - Int. Sp.




Idea 1 - Square Grid Pattern

A  Any Square Tile 100%




Idea 2 - Diamond Grid Pattern

A  Any Square Tile 100%




Idea 3 - Staggered Brickwork

A  3x6..... 100% or


A  4x8..... 100% or

A  6x12..... 100%




Idea 4 - Staggered Brickwork

- A  8x12..... 100% or
- A  12x18..... 100% or
- A  16x24..... 100%






Idea 5 - Square Brickwork

A  Any Square Tile 100% under 18" in length




Idea 6 - Alternating Brickwork


- A  6x12..... 20%
- B  12x12..... 80%



Idea 7 - Modular Offset

A  8x12..... 40%


B  12x12..... 60%



Idea 8 - Vertical Brickwork


A  6x12..... 100% or


A  12x24..... 100%



Idea 9 - Vertical Brickwork Medium



A  8x12..... 100% or

A  12x18..... 100%



Idea 10 - Vertical Brickwork Narrow

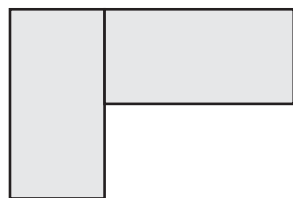

A  6x24..... 100%



Idea 11 - Offset Plank

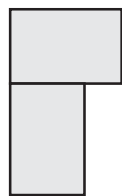

A  3x18..... 33.3%

B  6x18..... 66.7%




Idea 12 - Herringbone

- A  4x8..... 100% or
- A  6x12..... 100% or
- A  12x24..... 100%

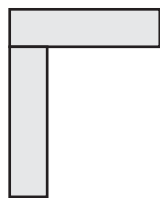



Idea 13 - Blunt Herringbone


A  8x12..... 100% or


A  12x18..... 100%

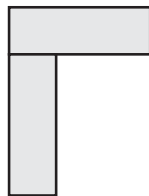

For less waste turn Herringbone patterns 45 degrees to the walls



Idea 14 - Narrow Herringbone

A  3x12..... 100% or

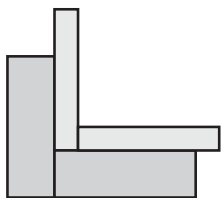

A  6x24..... 100%



Idea 15 - Herringbone

A  4x12..... 100% or

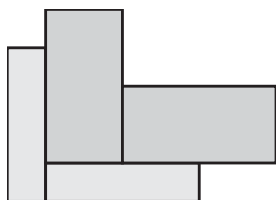

A  6x18..... 100%



Idea 16 - Herringbone Shadow

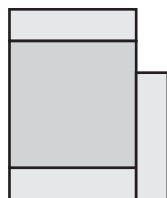

A  3.5x21..... 32.5%

B  7x21..... 67.5%



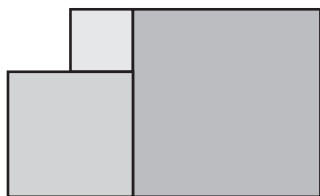

Idea 17 - Herringbone Duet

- A 3x12..... 33.3%
- B 6x12..... 66.7%






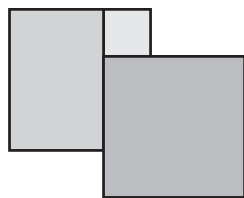

Idea 18 - Herringbone Blocks

- A 3x12..... 43%
- B 12x12..... 57%






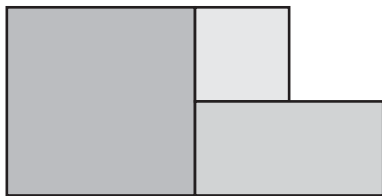

Idea 19 - Modular Weave

- A  6x6..... 7%
- B  12x12..... 29%
- C  18x18..... 64%



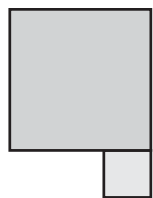

Idea 20 - Block Weave

- A  6x6..... 6%
- B  12x18..... 38%
- C  18x18..... 56%



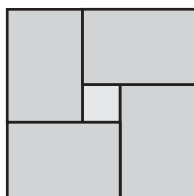

Idea 21 - Plain Weave

- A 6x6..... 14%
- B 6x12..... 29%
- C 12x12..... 57%





Idea 22 - Large Pinwheel

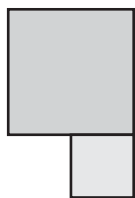

- A 6x6..... 10%
- B 18x18..... 90%





Idea 23 - Rectangular Pinwheel


A  6x6..... 4%

B  12x18..... 96%



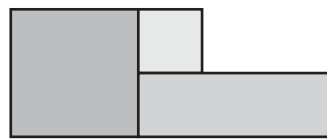

Idea 24 - Windmill

- A  6x6..... 20%
- B  12x12..... 80%







Idea 25 - Pincheck

- A 2x2..... 2.7%
- B 12x12..... 97.3%






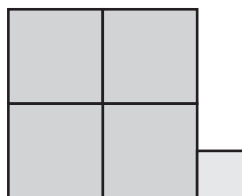

Idea 26 - Stairstep

- A  6x6..... 12.5%
- B  6x18..... 37.5%
- C  12x12..... 50.0%





Idea 27 Triad

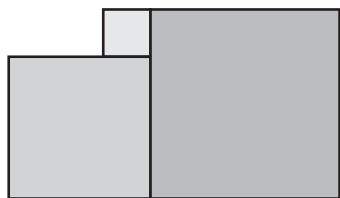
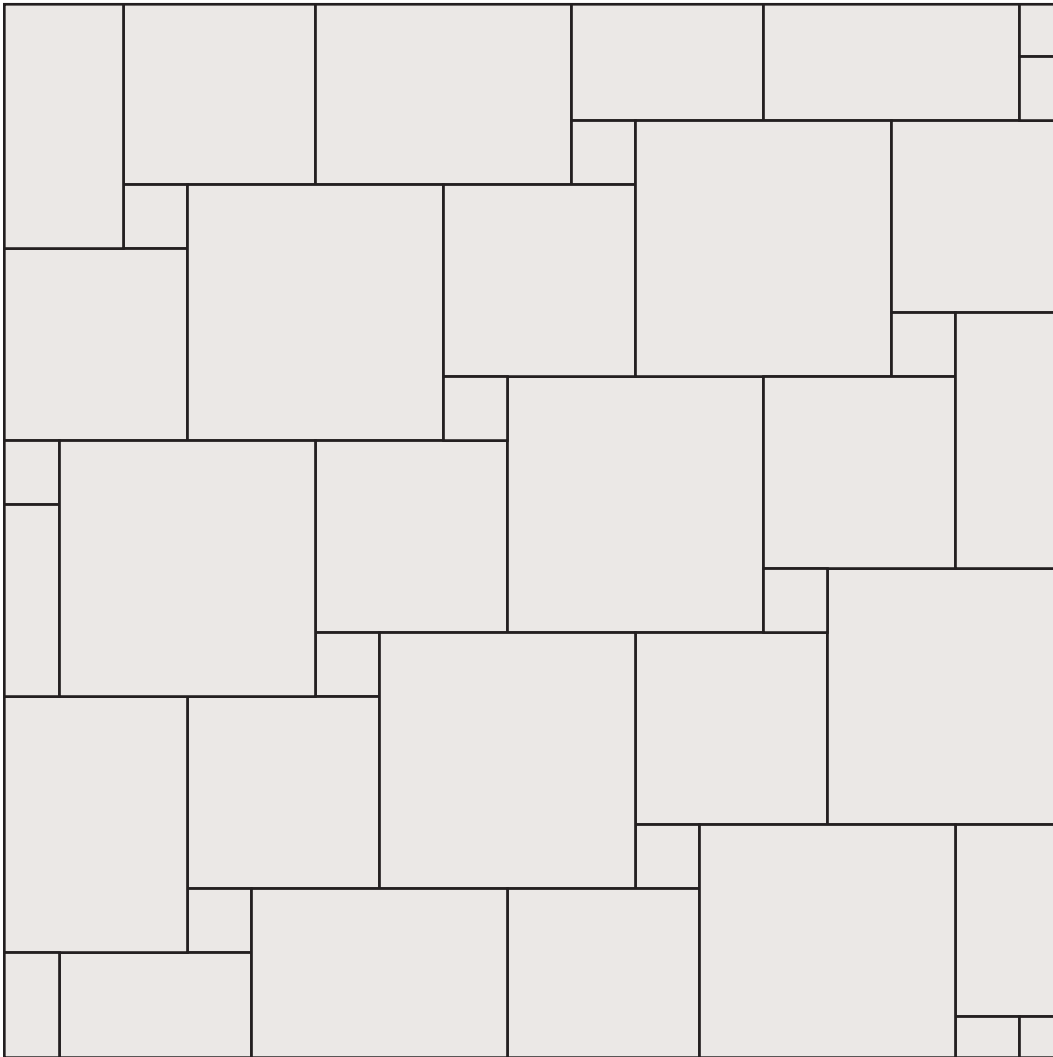
- A  7x7..... 7.4%
- B  7x21..... 22.7%
- C  21x21..... 69.9%






Idea 28 - Checkered Hopscotch

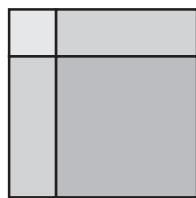

A  6x6..... 5.9%

B  12x12..... 94.1%






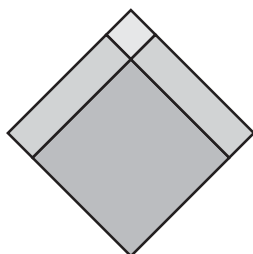

Idea 29 - Triad Hopscotch

- A  4x4..... 3.8%
- B  12x12..... 34.6%
- C  16x16..... 61.5%








Idea 30 Block Lattice 1

- A  7x7..... 6.03%
- B  7x21..... 37.04%
- C  21x21.....56.93 %











Idea 31 - Checkered Diamond

- A  3x3..... 4%
- B  3x12..... 32%
- C  12x12..... 64%






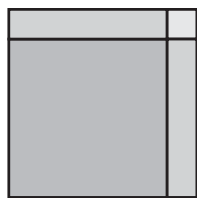

Idea 32 - Block Lattice 2

- | | | | | | | | | |
|---|---|----------|-------|----|---|--|------------|-------|
| A |  | 4x4..... | 11.1% | or | A |  | 8x8..... | 11.1% |
| B |  | 4x8..... | 44.4% | | B |  | 8x16..... | 44.4% |
| C |  | 8x8..... | 44.4% | | C |  | 16x16..... | 44.4% |






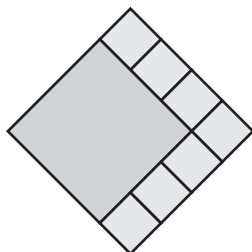

Idea 33 - Block Trellis

- A  12x12..... 16%
- B  12x18..... 48%
- C  18x18..... 36%





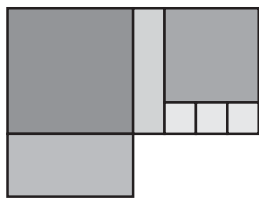

Idea 34 - Narrow Frame

- A  3x3..... 2.5%
- B  3x16..... 26.6%
- C  16x16..... 70.9%





Idea 35 - Diamond Corridor

- A  6x6..... 44%
- B  18x18..... 56%






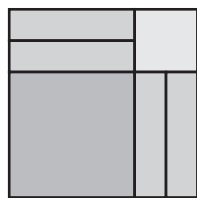

Idea 36 - Fretwork

- | | | | | | |
|---|------------|-------|---|------------|-------|
| A | 6x6..... | 7.5% | D | 18x18..... | 22.5% |
| B | 6x24..... | 10.0% | E | 24x24..... | 40.0% |
| C | 12x24..... | 20.0% | | | |



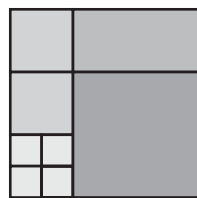

Idea 37 - Picture Frame

- A  6x6..... 4%
- B  6x24..... 32%
- C  24x24..... 64%







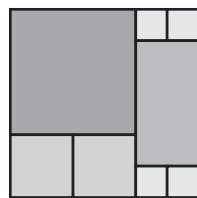

Idea 38 - Double Trellis

- A 3x12..... 44.4%
- B 6x6..... 11.1%
- C 12x12..... 44.4%









Idea 39 - Block Repeat

- A  6x6..... 11.1%
- B  12x12..... 22.2%
- C  12x24..... 22.2%
- D  24x24..... 44.4%











Idea - 40 Foulard

- A  6x6..... 11.1%
- B  12x12..... 22.2%
- C  12x24..... 22.2%
- D  24x24..... 44.4%






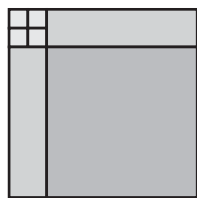

Idea 41 - Grid Lattice

- | | | | | | | | | |
|---|---|------------|-----|----|---|--|------------|-----|
| A |  | 6x6..... | 4% | or | A |  | 12x12..... | 4% |
| B |  | 6x12..... | 32% | | B |  | 12x24..... | 32% |
| C |  | 12x12..... | 64% | | C |  | 24x24..... | 64% |






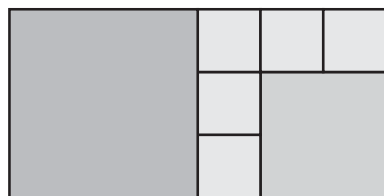

Idea 42 - Window

- A  4x4 6.3%
- B  4x12 37.5%
- C  6x6 56.3%






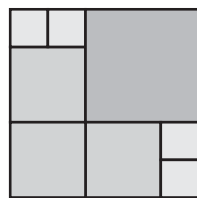

Idea 43 - Checkered Lattice

- A  3x3..... 4%
- B  6x24..... 32%
- C  24x24..... 64%






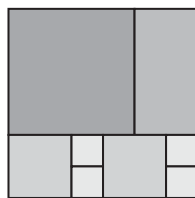

Idea 44 - Steppingstone

- A  6x6..... 27.8%
- B  12x12..... 22.2%
- C  18x18..... 50%




Idea 45 - Corridor

- A  6x6..... 16%
- B  12x12..... 48%
- C  18x18..... 36%









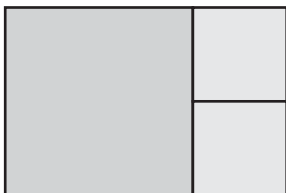

Idea 46 - Geometric

- A 6x6..... 11.1%
- B 12x12..... 22.2%
- C 12x24..... 22.2%
- D 24x24..... 44.4%







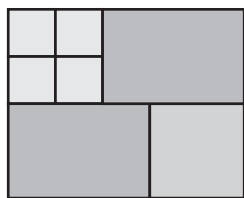

Idea 47 - Corridor Modular

- | | | | | | | | | |
|---|---|------------|-----|----|---|--|------------|-----|
| A |  | 6x6..... | 25% | or | A |  | 12x12..... | 25% |
| B |  | 6x12..... | 25% | | B |  | 12x24..... | 25% |
| C |  | 12x12..... | 50% | | C |  | 24x24..... | 50% |







Idea 48 - Offset Cobblestone

A  6x6..... 33.3% or A  12x12..... 33.3%
B  12x12..... 66.7% B  24x24..... 66.7%





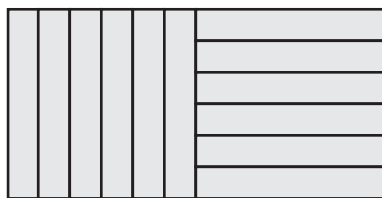

Idea 49 - Escada

- A  6x6..... 20%
- B  12x12..... 20%
- C  12x18..... 60%




Idea 50 - Checkered Squares


- A  6x6..... 50%
- B  12x12..... 50%





Idea 51 - Finger Blocks



A  3x18..... 100% or

A  6x36..... 100%





Idea 52 - Square Weave

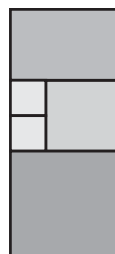

- A  7x7 32.5%
- B  14x14 67.5%



Idea 53 - Rectangle Squares



A  3x12..... 50%

B  12x12..... 50%






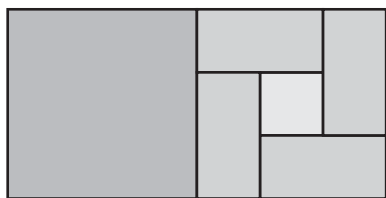

Idea 54 - Palazzo

- A 6x6..... 10%
- B 12x12..... 19%
- C 12x18..... 29%
- D 18x18..... 43%








Idea 55 - Checkered Corners

- A  6x6..... 16%
- B  12x18..... 48%
- C  18x18..... 36%






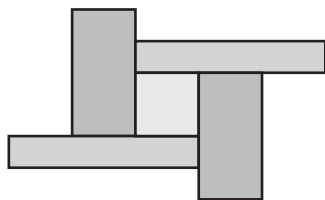

Idea 56 - Windmill Blocks

- A  4x4..... 6%
- B  4x8..... 45%
- C  12x12..... 50%






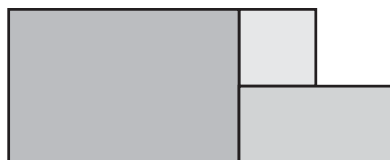

Idea 57 - Soldiered

- A  6x6..... 25%
- B  6x12..... 50%
- C  12x12..... 25%





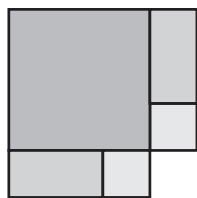

Idea 58 - Hound's Tooth

- A  6x6..... 12.5%
- B  3x18..... 37.5%
- C  6x12..... 50%






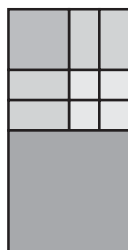

Idea 59 - Plain Weave

- A  6x6..... 11.1%
- B  6x12..... 22.2%
- C  12x18..... 66.7%







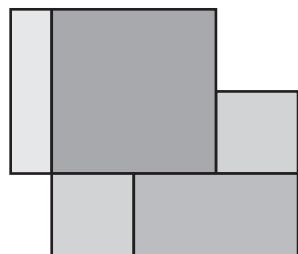

Idea 60 - Zig Zag Weave

- A  6x6..... 13%
- B  6x12..... 27%
- C  18x18..... 60%







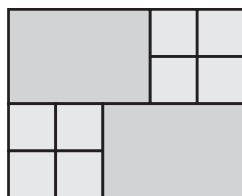

Idea 61 - Divisible

- A  6x6..... 12.5%
- B  6x12..... 25.0%
- C  12x12..... 12.5%
- D  24x24..... 50.0%





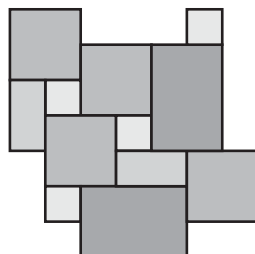

Idea 62 - Patchwork

- A  6x24..... 11.1%
- B  12x12..... 22.2%
- C  12x24..... 22.2%
- D  24x24..... 44.4%







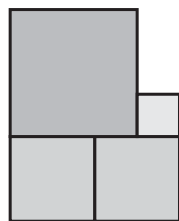
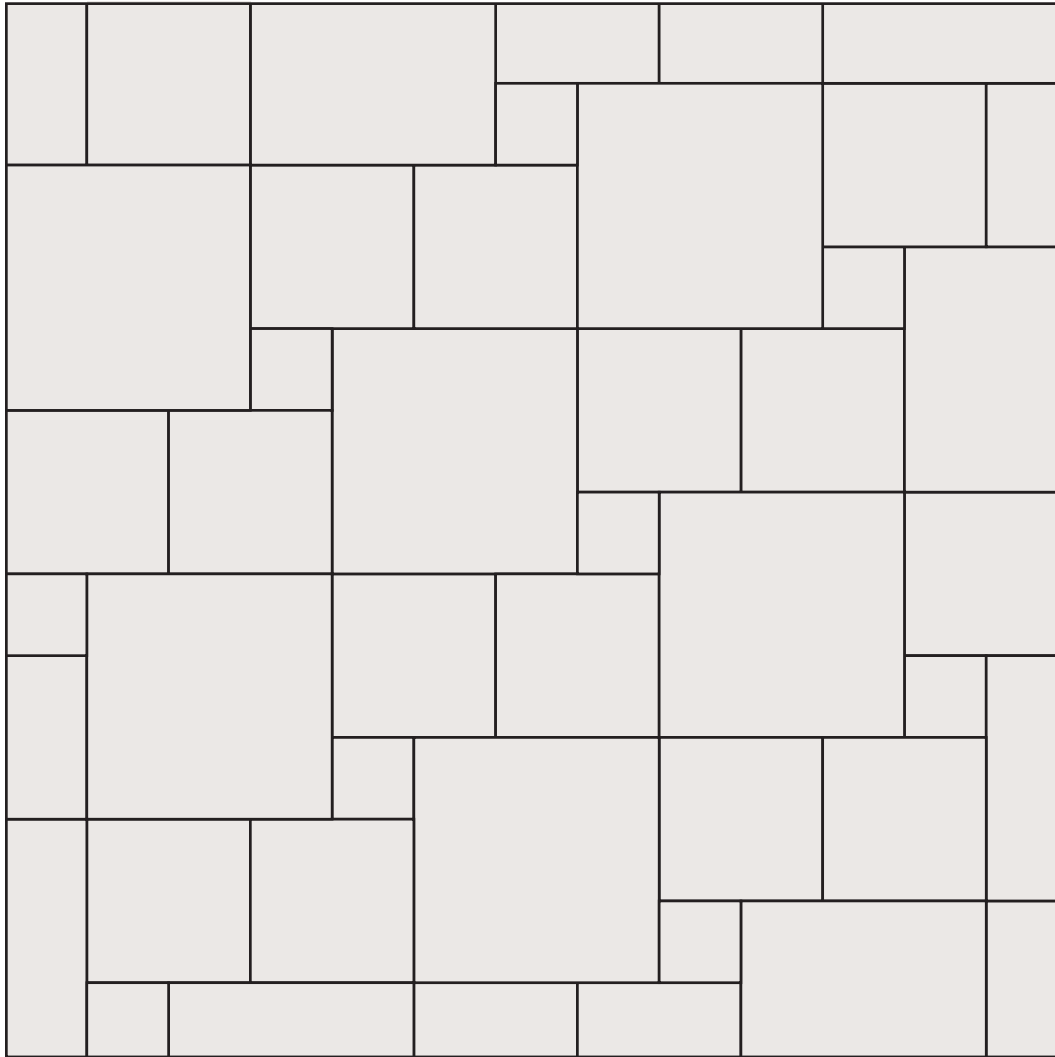
Idea 63 -Rectangle & Checks

- A  6x6..... 40%
- B  12x18..... 60%



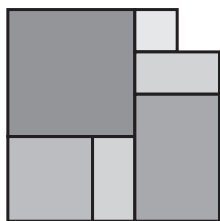

Idea 64 - Versailles

- A  8x8..... 11.1%
- B  8x16..... 11.1%
- C  16x16..... 44.4%
- D  16x24..... 33.3%





Idea 65 - Hopscotch

- A 6x6..... 6%
- B 12x12..... 44%
- C 18x18..... 50%



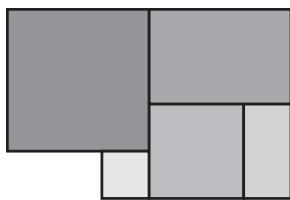

Idea 66 - Paladio

- | | | | | | |
|---|------------|-------|---|------------|-------|
| A | 6x6..... | 4.2% | D | 12x18..... | 25% |
| B | 6x12..... | 16.7% | E | 18x18..... | 37.5% |
| C | 12x12..... | 16.7% | | | |



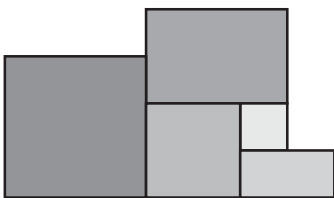
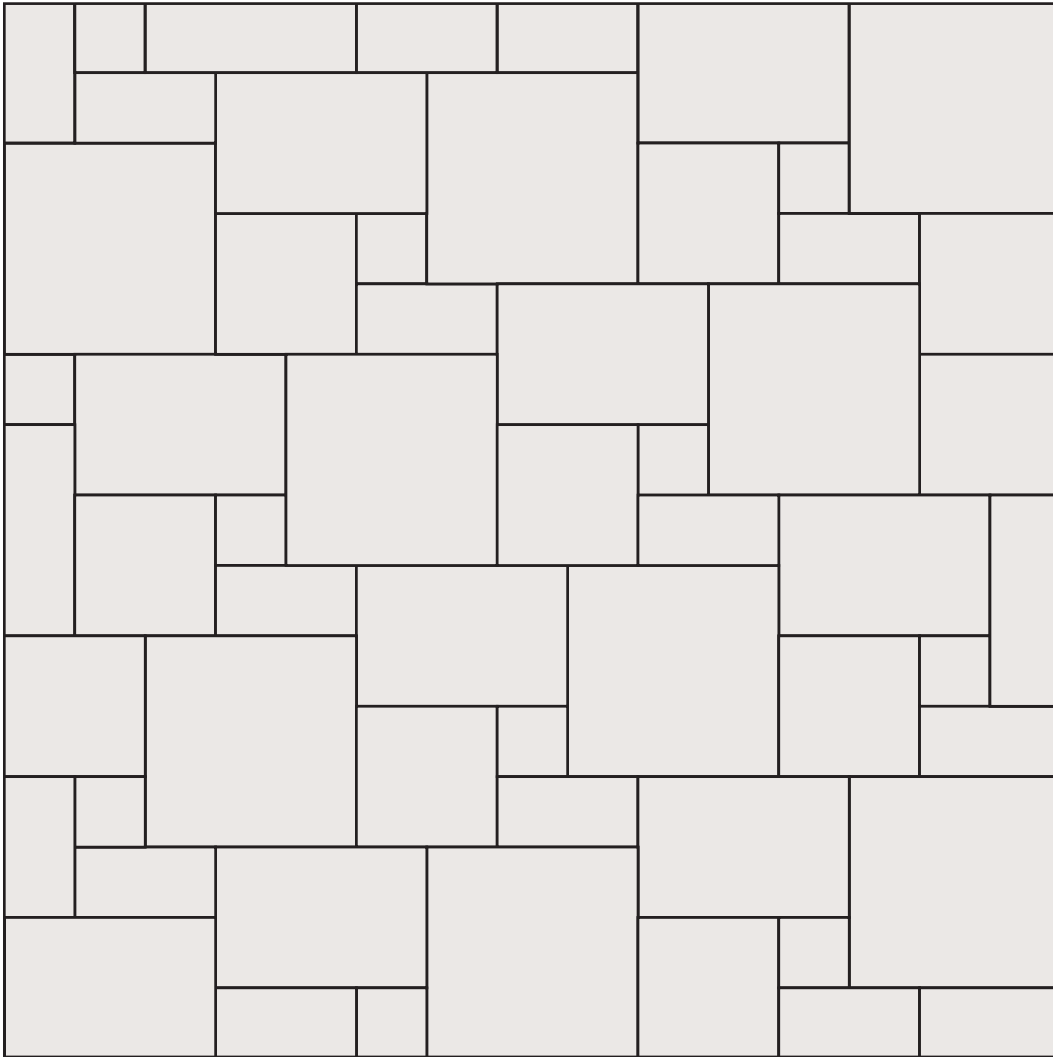
Idea 67 - Marseilles

A	6x6.....	4.5%	D	12x18.....	27.3%
B	6x12.....	9.1%	E	18x18.....	40.9%
C	12x12.....	18.2%			



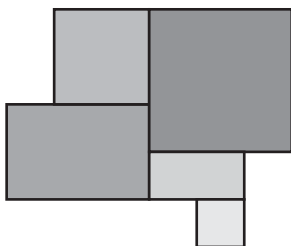

Idea 68 - Braid

A	6x6.....	4.5%	D	12x18.....	27.3%
B	6x12.....	9.1%	E	18x18.....	40.9%
C	12x12.....	18.2%			



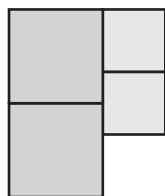

Idea 69 - Tessell

- | | | | | | |
|---|------------|-------|---|------------|-------|
| A | 6x6..... | 4.5% | D | 12x18..... | 27.3% |
| B | 6x12..... | 9.1% | E | 18x18..... | 40.9% |
| C | 12x12..... | 18.2% | | | |



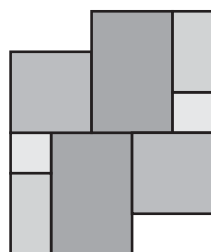

Idea 70 - Cantena

A	6x6.....	4.5%	D	12x18.....	27.3%
B	6x12.....	9.1%	E	18x18.....	40.9%
C	12x12.....	18.2%			



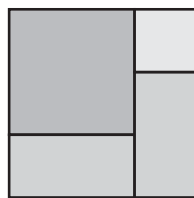

Idea 71 - Alternating Blocks

- A 12x12..... 30.8%
- B 18x18..... 69.2%






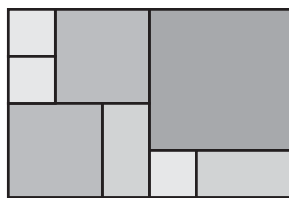

Idea 72 - Modified Versailles

- A 6x6..... 7.7%
- B 6x12..... 15.4%
- C 12x12..... 30.8%
- D 12x18..... 46.2%







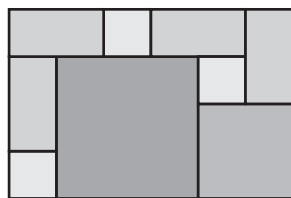

Idea 73 - Chateau

- A  6x6..... 11.1%
- B  6x12..... 44.4%
- C  12x12..... 44.4%







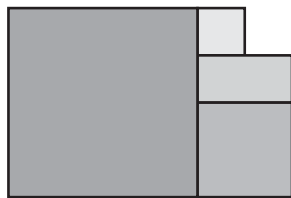
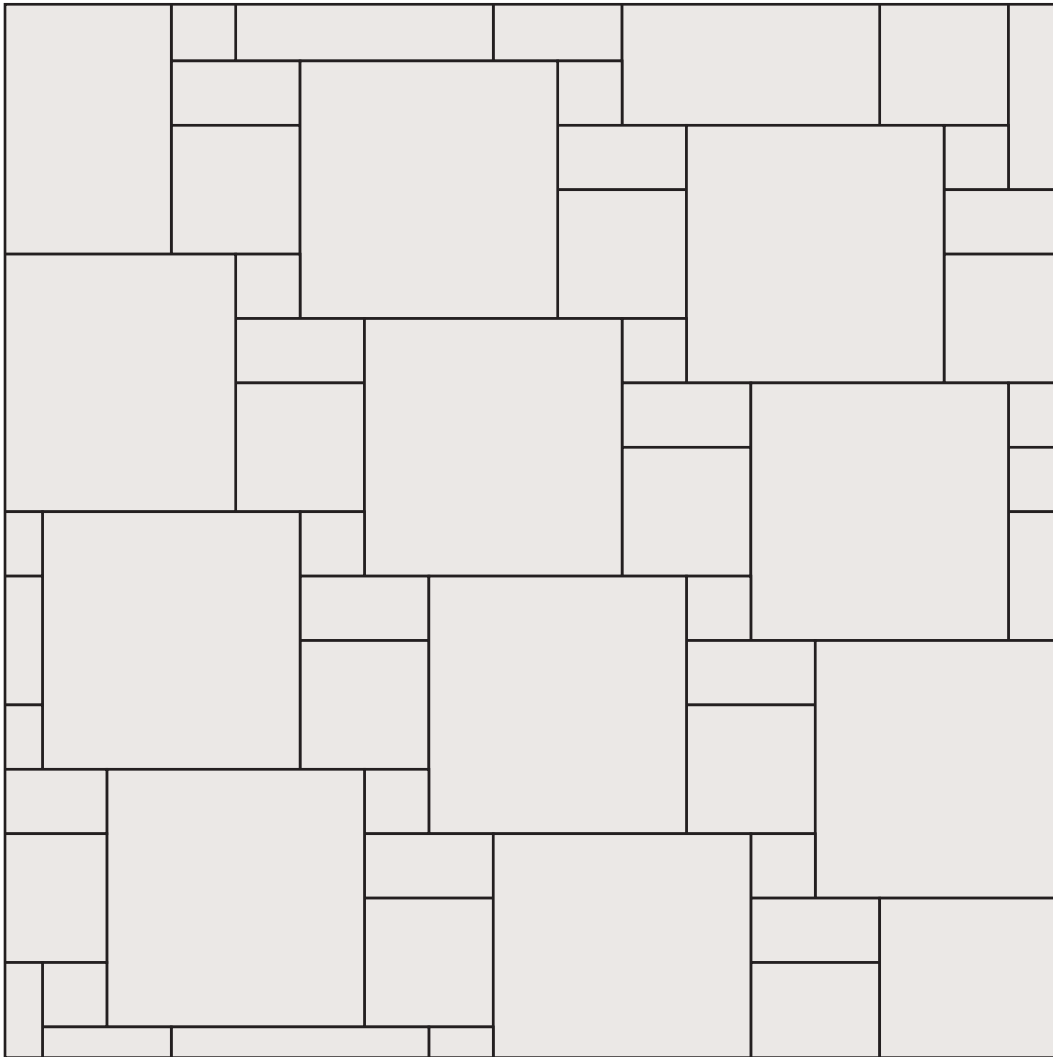
Idea 74 - Vectored

- A  6x6..... 12.5%
- B  6x12..... 16.7%
- C  12x12..... 33.3%
- D  18x18..... 37.5%







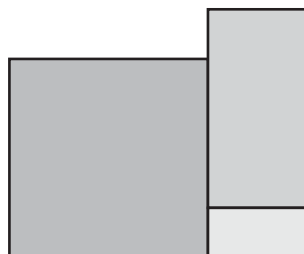

Idea 75 - Interlocked

- A  6x6..... 12.5%
- B  6x12..... 33.3%
- C  12x12..... 16.7%
- D  18x18..... 37.5%








Idea 76 - Tip Toe

- A  4x4..... 4.3%
- B  4x8..... 8.7%
- C  8x8..... 17.4%
- D  16x16..... 69.6%





Idea 77 - Trefoil

- A  3x6..... 7.7%
- B  6x12..... 30.8%
- C  12x12..... 61.5%






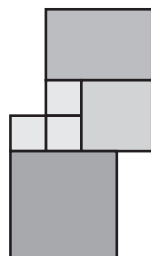

Idea 78 - Madras

- | | | | | | |
|---|------------|-------|---|-------------|-------|
| A | 6x6..... | 4.8% | D | 12X12 | 19% |
| B | 6X12 | 19% | E | 18x18..... | 42.9% |
| C | 6X18 | 14.3% | | | |





Idea 79 - Blocked Up

- A  12x12..... 21.1%
- B  12x18..... 31.6%
- C  18x18..... 47.4%






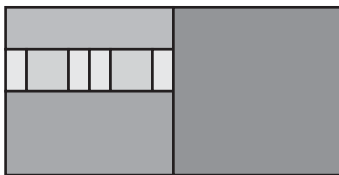
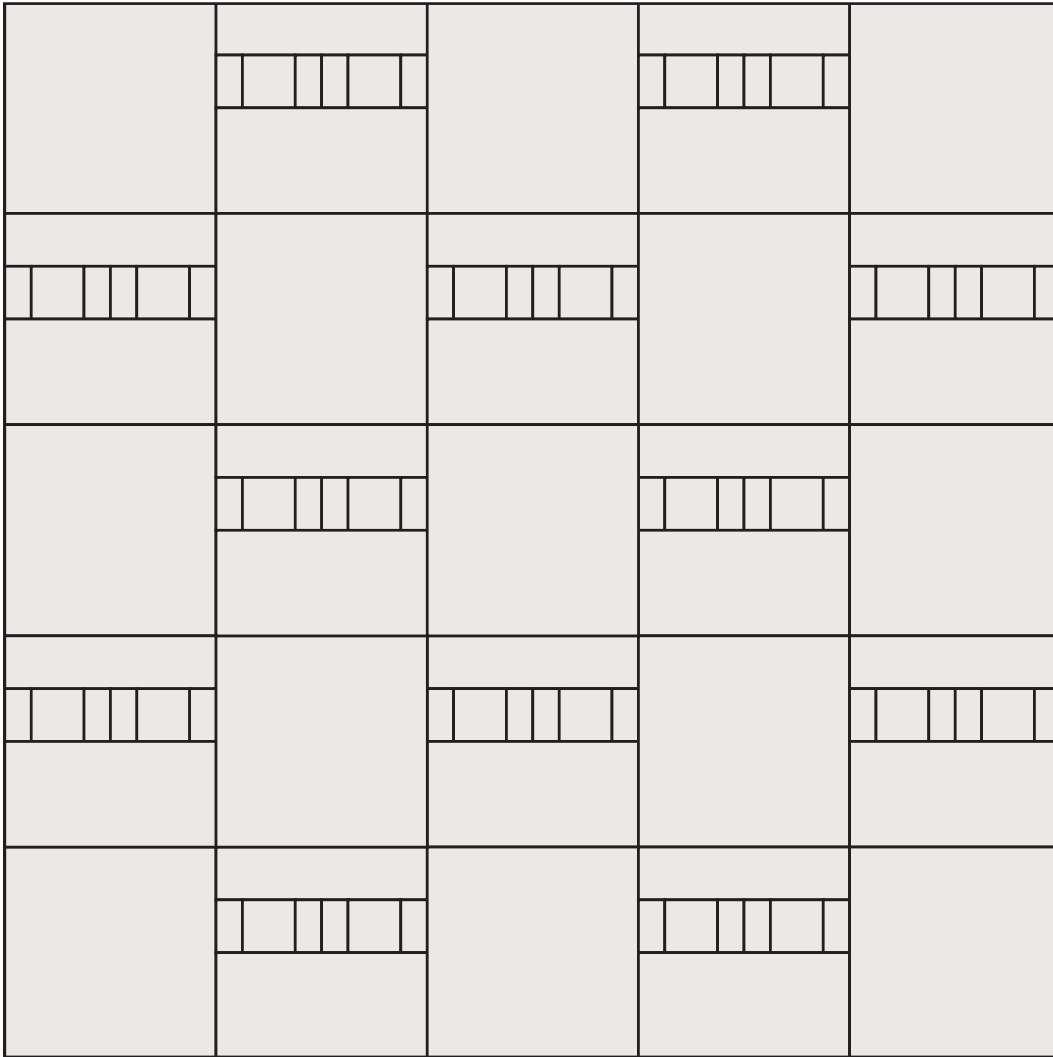
Idea 80 - Kaleidoscope

- A 6x6..... 13.6%
- B 12x12..... 18.2%
- C 12x18..... 27.3%
- D 18x18..... 40.9%










Idea 81 - Double Border

- A  8x8..... 25%
- B  12x12..... 56%
- C  16x16..... 20%






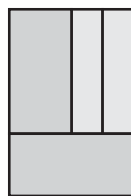

Idea 82 -Chequer

- | | | | | | | | |
|---|---|-----------|-------|---|---|------------|-----|
| A |  | 3x6..... | 6.3% | D |  | 12x24..... | 25% |
| B |  | 6x6..... | 6.3% | E |  | 24x24..... | 50% |
| C |  | 6x24..... | 12.5% | | | | |





Idea 83 - Shadow Box


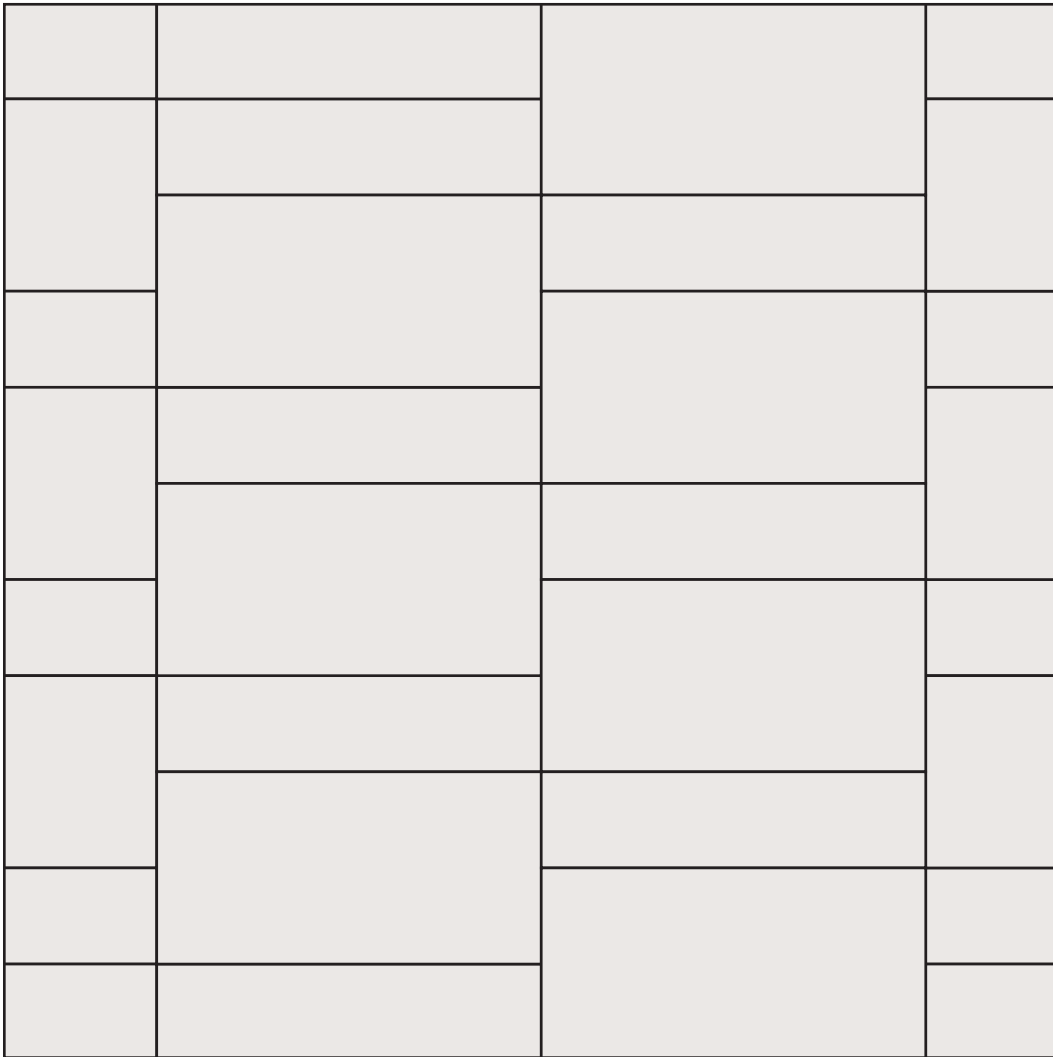
- A  8x8..... 25%
- B  12x12..... 56%
- C  16x16..... 20%





Idea 84 - Stacked Basketweave


A  6x24..... 33.3%

B  12x24..... 66.7%





Idea 85 - Rectangular Offset


- A  6x24..... 33.3%
- B  12x24..... 66.7%




Idea 86 - Line-up

A  6x6..... 14.3%


B  6x36..... 85.7%






Idea 87 - Alternating Horizontal

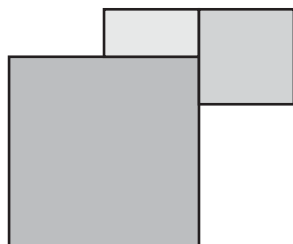

A  6x6..... 20%

B  6x24..... 80%







Idea 88 - Trifold

- A  8x8..... 14.3%
- B  8x16..... 28.6%
- C  16x16..... 57.1%







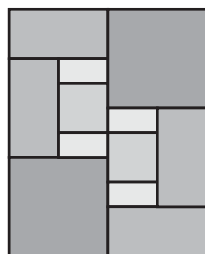

Idea 89 - Blocksteps

- A  6x12..... 9.1%
- B  12x12..... 18.2%
- C  24x24..... 72.7%



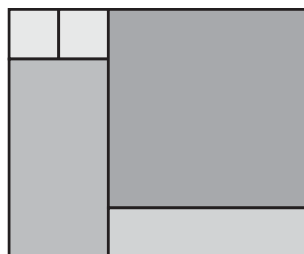

Idea 90 - Regency

- A  3x6..... 6.7%
- B  3x24..... 26.7%
- C  6x6..... 13.3%
- D  6x24..... 53.3%








Idea 91 - Calico

- A 3x6..... 10%
- B 6X6 10%
- C 6x12..... 40%
- D 12X12 40%







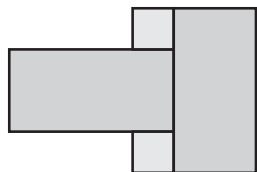

Idea 92 - Cartouche

- A  6x6..... 6.7%
- B  6x24..... 13.3%
- C  12x24..... 26.7%
- D  24x24..... 53.3%





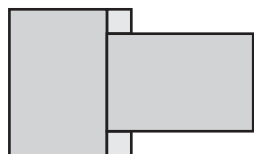

Idea 93 - Frieze

- A  3x6..... 3.7%
- B  3x12..... 7.4%
- C  6x24..... 29.6%
- D  12x24..... 59.3%





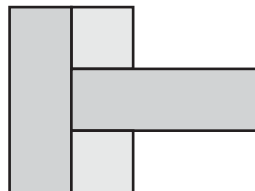

Idea 94 - Basketweave 1

- A  6x6..... 11.1%
- B  12x24..... 88.9%



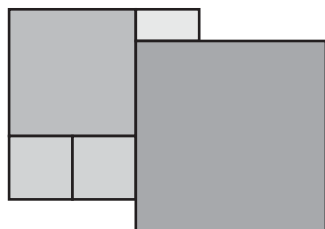

Idea 95 - Basketweave 2

- A  3x3..... 4%
- B  12x18..... 96%



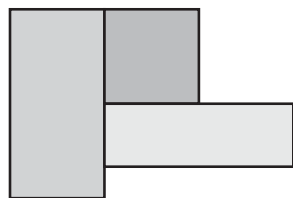

Idea 96 - Basketweave 3

- A  7x7..... 24.5%
- B  7x21..... 75.5%



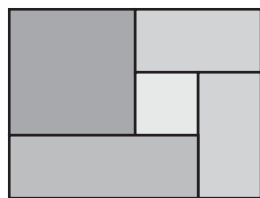

Idea 97 - Ombre

- A 3x6..... 3.2%
- B 6x6..... 12.9%
- C 12x12..... 25.8%
- D 18x18..... 58.1%







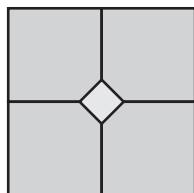
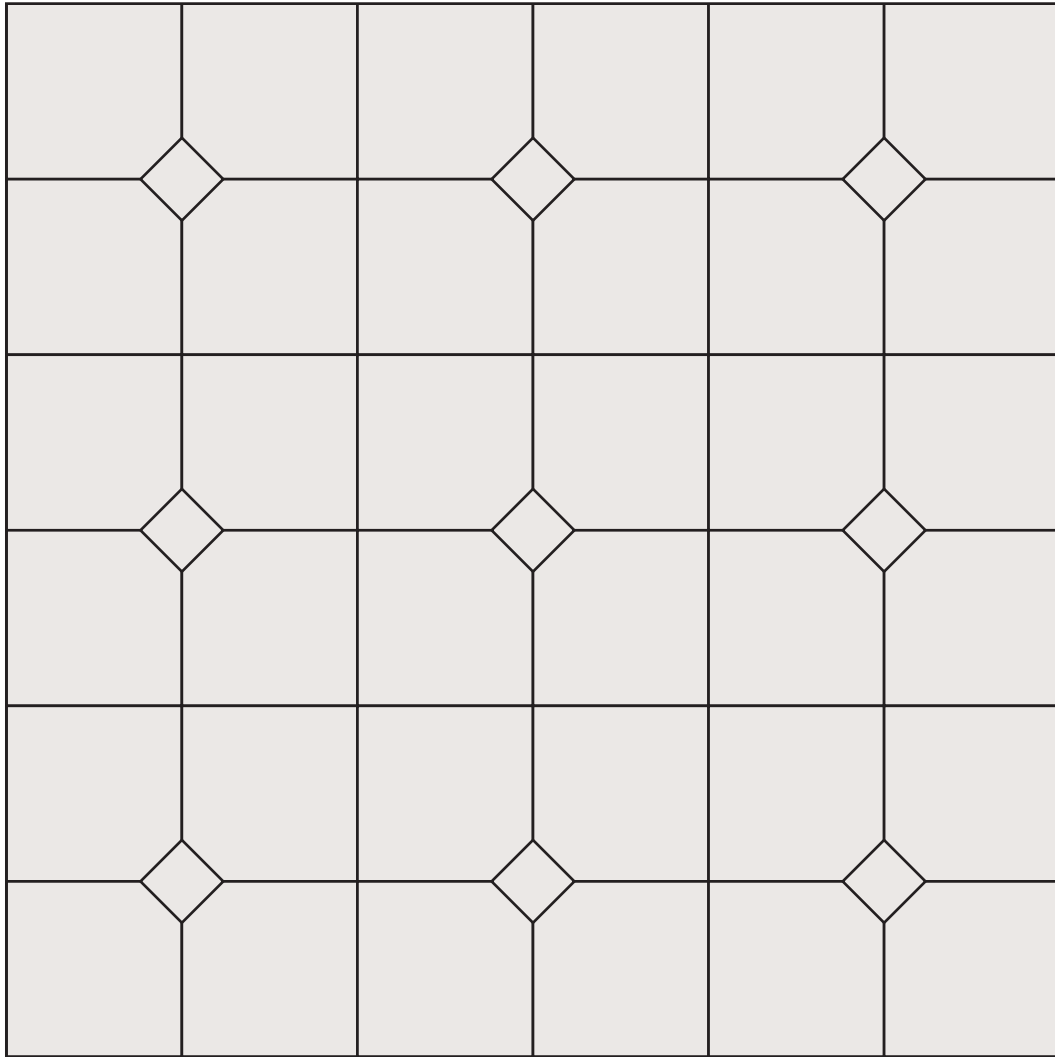
Idea 98 - Doubleweave

- A 4x12..... 30.8%
- B 6x12..... 46.2%
- A 6x6..... 23.1%





Idea 99 - Foulard

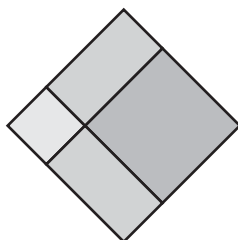

- A  6x6..... 8.3%
- B  6x12..... 33.3%
- C  6x18..... 25%
- D  12x12..... 33.3%




Idea 100 - Corner Dots

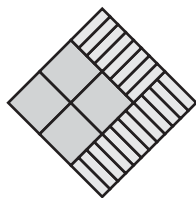

A  6x6..... 3%

B  18x18..... 100%





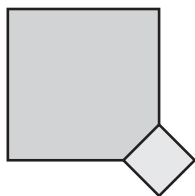

Idea 101 - Trellis

- A  6x6..... 11%
- B  6x12..... 44%
- C  12x12..... 44%






Idea 102 - Finger Rows

- A  3x12..... 56%
- B  12x12..... 44%



Idea 103 - Double Corner Dots

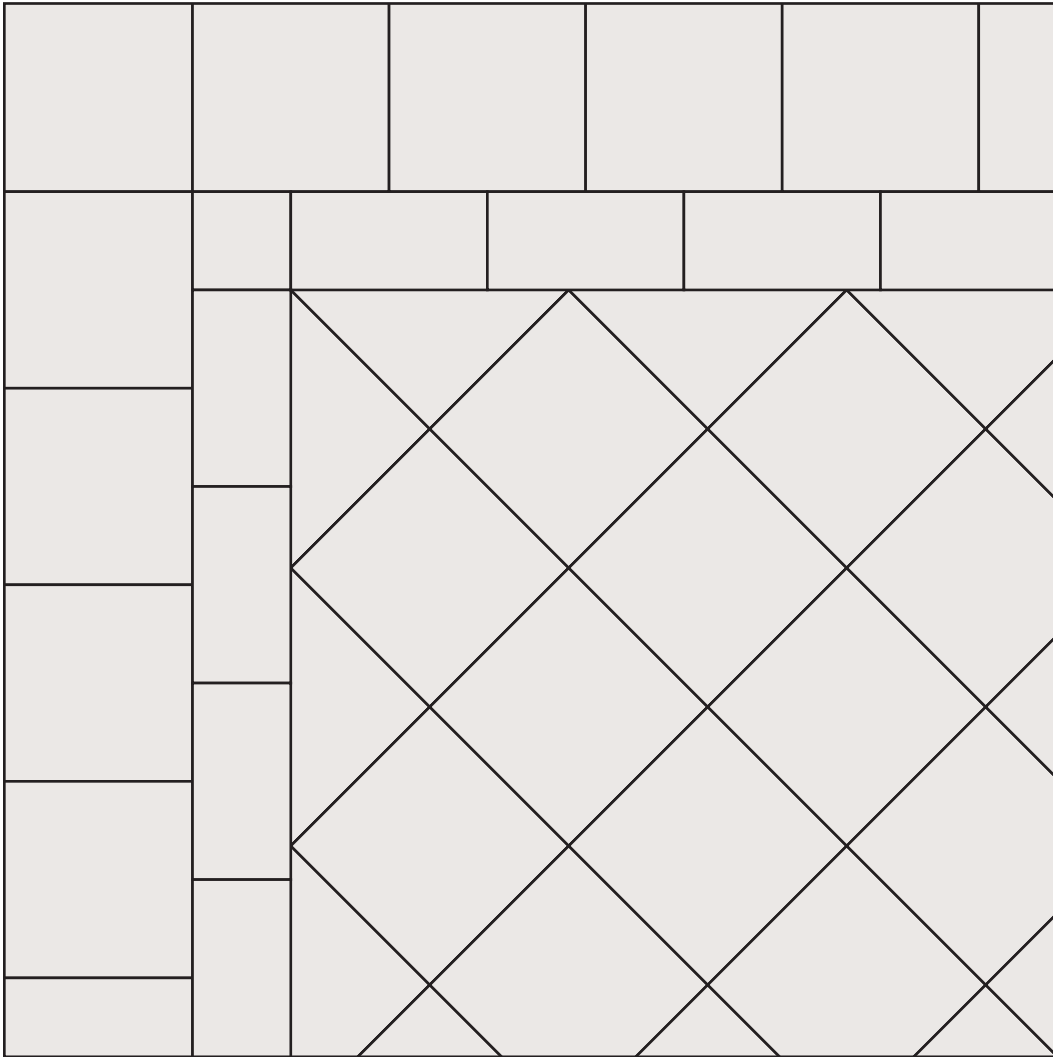
- A  4x4..... 8%
- B  12x12..... 100%




Idea 104 - Diamond Border

A  ANY SQUARE TILE 100%*

* Triangular tiles cut on site from square tiles




Idea 105 - Double Border

A  12x12..... *

B  6 x 12..... **

* Amount of tile needed depends on room size

** Amount of tile needed depends on lineal feet of border used




Idea 106 - Triangle Border

A  ANY SQUARE TILE 100%


B  BORDER*

* Triangular tiles cut on site. Amount of tile needed depends on lineal feet of border used

Pattern Worksheet



Pattern Worksheet



Crossville, Inc.

P.O. Box 1168
Crossville, TN
38557

Phone 931 484.2110
Fax 931 456.2956
E-Mail Crossc@CrossvilleInc.com
Web CrossvilleInc.com

