
Savoy

Design Solutions™

AMERICAN

Distinctly American. Uniquely Crossville.



 CROSSVILLE®

Color Palette


Colors



VS130 ▶ White

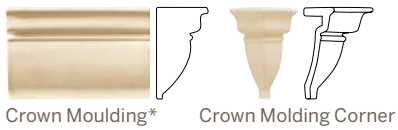


VS131 ▶ Linen



VS133 ▶ Sea Mist


Trim *Available in most colors/select finishes*



Crown Moulding* Crown Molding Corner



Chair Rail Chair Rail Outside Corner



Base Molding Base Molding Corner



Quarter Round Beak



Quarter Round



Square Liner Bar



Beaded Liner Bar



Pencil Liner



3 x 6 Single Bullnose 3 x 8 Bullnose Corner



VS134 ▶ Café



VS135 ▶ Black
Available in select items. See chart.



Beadboard 12 x 24
Available in VS130 and VS131
gloss only



Pinwheel 1 x 2 and 1 x 1
Available in gloss and matte
12-1/4 x 12-1/4 sheet mounted**



Running Bond 1 x 2
Available in gloss and matte
10 x 12-3/8 sheet mounted**

* VS135 available in gloss only

** Not available in VS135

Specifications

Sizes & Finishes

Field Tile

VS130, VS131, VS133, VS134 available sizes & finishes:

Nominal (in)	Gloss	Matte	Actual (in)	Thickness (in)*
3 x 6	•	•	3 x 6	3/8
4 x 4 Hexagon		•	4 x 4	3/8
6 x 6	•	•	6 x 6	3/8
12 x 24 Beadboard**	•		11-3/4 x 23-1/2	3/8

VS135 available sizes & finishes:

Nominal (in)	Gloss	Matte
3 x 6	•	
4 x 4 Hexagon		•
6 x 6	•	

Coordinating Trim

Available in VS130, VS131, VS133, VS134

Nominal (in)	Gloss	Matte	Actual (in)	Thickness (in)*
Quarter Round	•	•	1 x 6	1/2 max.
Quarter Round Beak	•	•	1 x 1	3/8
Pencil Liner	•		1/2 x 6	3/8 max.
Beaded Liner Bar	•		1-5/16 x 6	1/2 max.
Square Liner Bar	•		1 x 6	1/2 max.
Chair Rail	•		2-5/8 x 6	1 max.
Chair Rail Corner	•		1 x 2-5/8	1
Base Molding	•		5-5/8 x 6	5/8 max.
Base Molding Corner	•		5-5/8 x 5/8	3/8
Crown Molding	•		4-1/8 x 6	2-1/4 max.
Crown Molding Corner	•		4-1/8 x 2-1/4	3/8
1 x 2 Running Bond†	•	•	10 x 12-3/8	3/8
1 x 2 Pinwheel†	•	•	12-1/4 x 12-1/4	3/8
1 x 1 Dot	•		1 x 1	3/8
3 x 6 Single Bullnose	•	•	3 x 6	3/8
3 x 3 Double Bullnose	•	•	3 x 3	3/8

* Due to the handmade appearance, variations in size, thickness and flatness may be apparent.

** Available in VS130, VS131 gloss only.

† Mosaic mounted with 1/8 inch grout joints

VS135 available sizes & finishes:

Nominal (in)	Gloss	Matte
Quarter Round	•	
Quarter Round Beak	•	
Pencil Liner	•	
Beaded Liner	•	
Square Liner	•	
Chair Rail	•	
Chair Rail Corner	•	
Base Molding	•	
Base Molding Corner	•	
1 x 1 Dot	•	•
3 x 6 Single Bullnose	•	
3 x 3 Double Bullnose	•	

Sizes Available in all colors



6 x 6*
Available in gloss
and matte



3 x 6*
Available in gloss
and matte

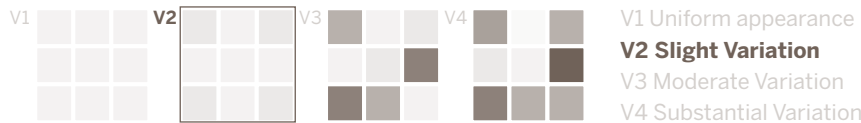


4 x 4
Available in matte only

* VS135 available in gloss only

Shade & Texture Index

Savoy has a shade variation of V2.



This tile product is produced with a V2 variation. Clearly distinguishable texture and/or pattern within similar colors. Inspect the product upon delivery and for best results, blend tile from several cartons during installation.

Product Performance (Matte)

Breaking Strength	600 lbf	ASTM C648
Bond Strength	≥100 psi	ASTM C482
Chemical Resistance	Unaffected	ASTM C650
Frost Resistance	Resistant	ASTM C1026
Water Absorption	12-18%	ASTM C373
Scratch Hardness	4	Mohs Scale

Wet Dynamic Coefficient of Friction

Matte Only	0.42 - 0.52	AcuTest sm
------------	-------------	-----------------------

Recommended Use

Crossville® recommends Savoy tile for interior vertical surfaces in all residential and light commercial applications. Savoy (matte) is also recommended for light-duty horizontal use in residential applications only. Applications may include light-duty bathroom walls and floors, vanity tops, kitchen backsplashes, and light duty kitchen countertops.

Care and Maintenance

Regular cleaning is the best way to keep Savoy tile looking good for years to come. Use clean, hot water (combined with a household cleaner for more aggressive cleaning). Rinse thoroughly and dry with a soft cloth to prevent water spots. No waxes or sealers are needed. More information regarding the care and maintenance of Crossville® products is available at CrossvilleInc.com.

Handcrafted Variation

Savoy tiles are manufactured to appear handmade. Due to this handmade appearance, variations in size, thickness, flatness and color are to be expected. Therefore, blending the tile before and during installation is recommended.

Hydrotect

Our porcelain tiles are available with Hydrotect. Crossville's revolutionary invisible coating harnesses the power of light, water, and oxygen to create the best defense against dirt and pollution. Whether indoors or out, floors and walls stay cleaner, providing a superior experience in any space. For complete details check our website at CrossvilleInc.com.



CrossvilleInc.com

If you want a better idea of what Crossville tile would look like in a particular room setting, simply visit our website and click on Cross-Vision. This powerful software tool allows you to visualize different types of Crossville tile. In addition, you'll find comprehensive information about Crossville's entire portfolio of products. You can also learn about the latest styles and trends from industry experts, download detailed care and maintenance instructions for our various products, or browse electronic versions of Crossville's product brochures. So whether you need information about Crossville products or tile in general, please visit us at CrossvilleInc.com. Information listed here is subject to change.

Our Warranty

Crossville Inc. guarantees that its products will meet or exceed the performance specifications outlined in ANSI A137.1- 2012 and in the performance data section of the Crossville, Inc. general product catalog. For complete details check our website at CrossvilleInc.com.

Information listed here is subject to change. Please refer to CrossvilleInc.com for the latest, most accurate information.



VS131 ▶ Linen 3 x 6 matte

Trade Organizations



Environmentally Aware



Savoy

Design Solutions™

The classically inspired design of Savoy tile is reminiscent of the tile used by architects and artisans of the 19th Century. Today, Crossville is breathing new life into these classic designs with updated colors and high-tech manufacturing techniques that replicate the handmade look of days gone by.

- Beautiful, elegant, and classically inspired
- Subtle variations result in handmade appearance
- Thick glaze exudes quality and richness
- Exquisite patterns multiply design options
- Wide selection of trim



VS130 ▶ White Pinwheel Gloss 1 x 2 with **VS134** ▶ Café 1 x 1 Dot Gloss
VS134 ▶ Café 3 x 6 Gloss
VS134 ▶ Café Chair Rail Gloss



- VS131 ▶ Linen 3 x 6 matte
- VS131 ▶ Linen Chair Rail gloss
- VS131 ▶ Linen 12 x 24 Beadboard gloss
- VS131 ▶ Linen 6 x 6 gloss

- Cover: VS133 ▶ Sea Mist Quarter Round gloss
- VS130 ▶ White 3 x 6 gloss
 - VS133 ▶ Sea Mist 3 x 6 gloss
 - VS130 ▶ White 6 x 6 gloss
 - VS130 ▶ White Pinwheel 1 x 2 gloss
 - VS133 ▶ Sea Mist 1 x 1 Dot gloss
 - VS130 ▶ White Base Moulding gloss